




[www.kdvflow.com](http://www.kdvflow.com)



KDV Series 38 Diaphragm Valves

## When the stakes are high, specify KDV Series 38 diaphragm valves.



KDV fire hydrant valves are designed to ensure reliability in the harshest of environments.

Our weir type diaphragm valve is soft sealing and eliminates corrosion related cap fusion; A common problem arising from the use of other valve types in fire fighting applications - especially when installed in harsh environments.

- Prevents galvanic corrosion
- Non-stick operation
- High volume delivery
- Kevlar® reinforced diaphragms
- Wide range of end connections
- Self draining
- In line serviceable
- Available in ductile iron/admiralty bronze
- Class VI shut off standard
- Soft sealing

Available in a range of sizes and body styles, KDV Series 38 diaphragm valves comply with a variety of international standards and are compatible with industry-wide fire authority connectors.

Talk to your KDV consultant to find out why KDV Series 38 valves are the best available option in fire fighting applications.




Where durability and fast, non stick operation is required - first time, every time - KDV valves are the choice of industry professionals world wide.

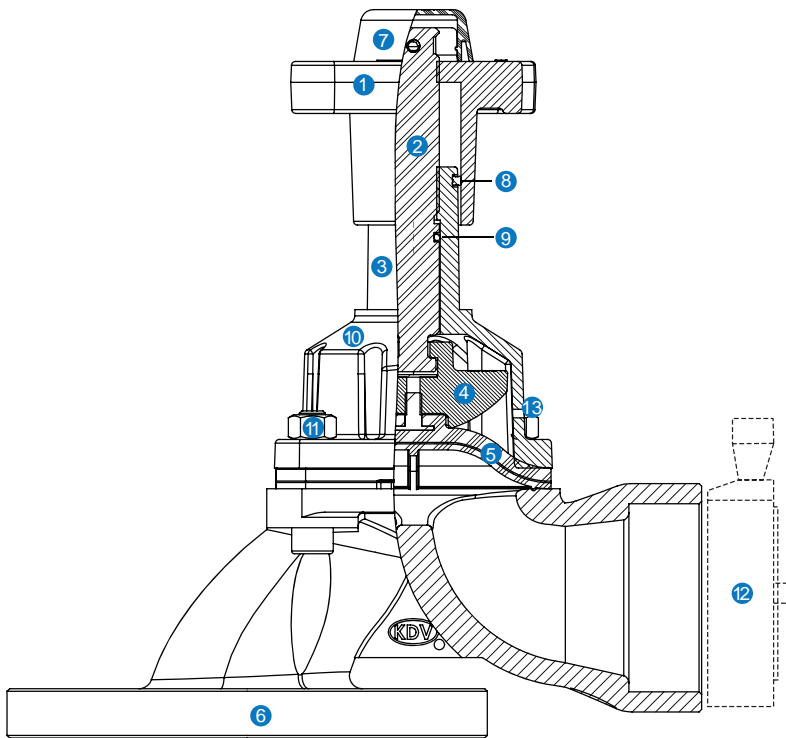


*KDV Series 38 diaphragm valves are ideally suited to applications where fire supression media is sea water - typical in oil refining.*

- **OIL REFINERIES**
- **FLOATING PRODUCTION STORAGE & OFFLOADING FACILITIES (FPSO)**
- **SHIP BUILDING**



*Electrochemically dissimilar metals (eg: brass/bronze and iron) or metal coatings can cause galvanic corrosion in salty environments - such as Floating Production Storage & Offloading (FPSO) Facilities. The rubber diaphragms used in KDV Series 38 valves remove the conductive path between incompatible metals and eliminate the risk of galvanic corrosion.*



KDV Type B (180°) Series 38 diaphragm valve.

- 1 Hand wheel - Ergonomically designed, fast action. Optional lockout device (retro fittable).
- 2 Spindle - Precision machined, trapezoidal thread ensures smooth operation. Treated with long life polyurea salt water resistant grease.
- 3 Valve position indicator - High visibility for immediate identification of valve position. Can be maintained 'in line'.
- 4 Compressor - Constantly supports the diaphragm throughout travel, providing even load to ensure long diaphragm life.
- 5 Diaphragm - Kevlar® reinforced Hypalon®/CSM diaphragm provides 100% leak proof closure, isolates valve components from line fluids.
- 6 End connections - Screwed and flanged end connections meet British, European, USA and Japanese standards.
- 7 Stem protection cover - Prevents ingress of dust and water.
- 8 Handwheel seal - Prevents ingress of dust and water.
- 9 O ring spindle seal - For operator safety in the event of diaphragm failure.
- 10 Body coating - External high build epoxy with polyurethane top coat.
- 11 Bonnet nuts - Nylock sealed for optimal vibration resistance.
- 12 Optional Morris/Storz end caps and connectors
- 13 Bleed hole in bonnet shell with grub screw or plug for operator inspection of diaphragm integrity

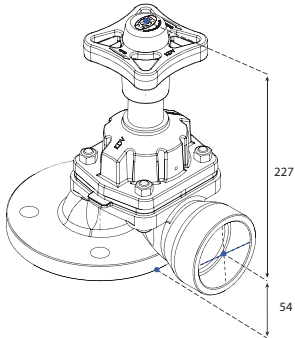
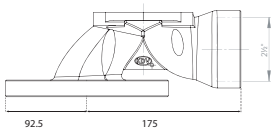
## Materials of Construction

Component	Admiralty Bronze Valve	Ductile Iron Valve
Handwheel pin	Stainless Steel (SS304)	Stainless Steel (SS304)
Handwheel	Admiralty Bronze (LG2-C)	Cast Iron
Spindle	Stainless Steel (SS304)	Stainless Steel (SS304)
Bonnet Sleeve pin	Stainless Steel (SS304)	Stainless Steel (SS304)
Bonnet Shell	Admiralty Bronze (LG2-C)	Ductile Iron (GGG 40.3)
Compressor Pin	Stainless Steel (SS304)	Stainless Steel (SS304)
Compressor	Admiralty Bronze (LG2-C)	Cast Iron
Diaphragm	Kevlar® Reinforced Hypalon®/CSM	Kevlar® Reinforced Hypalon®/CSM
Body/Bonnet Bolt	Stainless Steel (SS304)	Stainless Steel (SS304)
Body/Bonnet Nut	Stainless Steel (SS304)	Stainless Steel (SS304)
Body	Admiralty Bronze (LG2-C)	Ductile Iron (GGG 40.3)

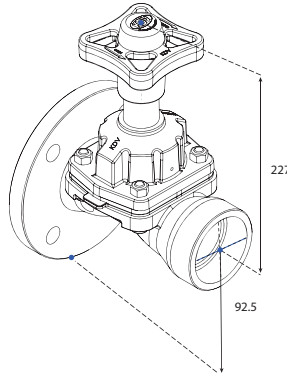
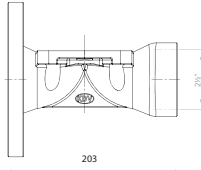
For detailed technical and ordering information, visit our web site

# Body styles

Type C- 90°



Type B-180°



## DESCRIPTION

### Diaphragm Valve

Type C-90° : Size DN65  
 Type B-180° : Size DN65  
 (DN40 available in selected models)

### Main Valve Body outlet options

**Type C - 90°**  
 Flanged - Screwed (Male/female)

### Type B - 180°

Flanged - Screwed (Male/Female)  
 Screwed - Screwed (Male/Female)  
 Flanged - Flanged

### Design Standards

EN13397-2001 (BS5156:1985)  
 MSS SP88-1993-(R-01)

### Testing Standards

EN12266-2 2002(BS6755 Part 1)

### Bonnet Assembly - Material Options

Ductile Iron (GGG40.3)  
 Admiralty bronze (LG2)

### Diaphragms – Material Grades

6K (Hypalon® - Kevlar® reinforced)  
 4K (Nitrile - Kevlar® reinforced)

### Valve body outlet standards


#### Screwed:

BSP female  
 BSP male  
 NPT female  
 NPT male

#### Flanged:

DIN PN10/16  
 ANSI150  
 JIS5/10K  
 BS TABLE D/E

AVAILABLE FROM:



Kim Diaphragm Valves Pty. Ltd.  
 Corporate Head Office  
 16-18 Overseas Drive,  
 Noble Park,  
 Australia, 3174

Tel: +61 3 8793 4000  
 Fax: +61 3 8793 4040  
 Email: info@kdvflow.com



The information contained in this brochure is for general guidance only. Kim Valves Australia Pty. Ltd. reserves the right to change specifications without notice. KDV, Kim Diaphragm Valves and logo are Trade Marks and Registered Trade Marks. © Copyright 2008, Kim Valves Australia Pty. Ltd.

## KDV A Passion for perfection

KDV specialises in the manufacture and distribution of a wide range of industrial valves.

The company's core product group continues to be the range of Kim Diaphragm Valves, now marketed internationally under the KDV brand.

The expansion of the business over the years has seen exponential growth of the KDV product base, which now includes a wide range of both manually operated and automated diaphragm valves. These products incorporate features now demanded by instrumentation and mechanical engineers from a wide range of industries such as:

- Water treatment
- Mining and Mineral Processing
- Chemical and Fertiliser Production
- Oil and Petrochemical
- Food, Beverage and High Purity General Industry

DN 10-20

